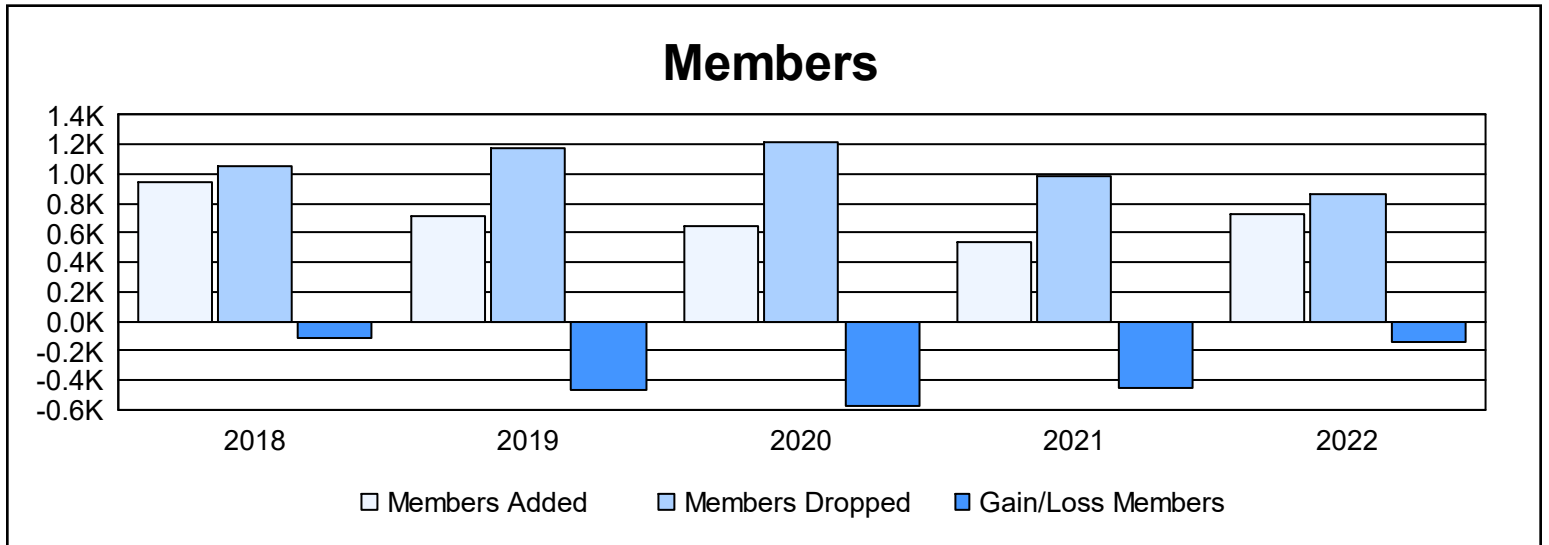
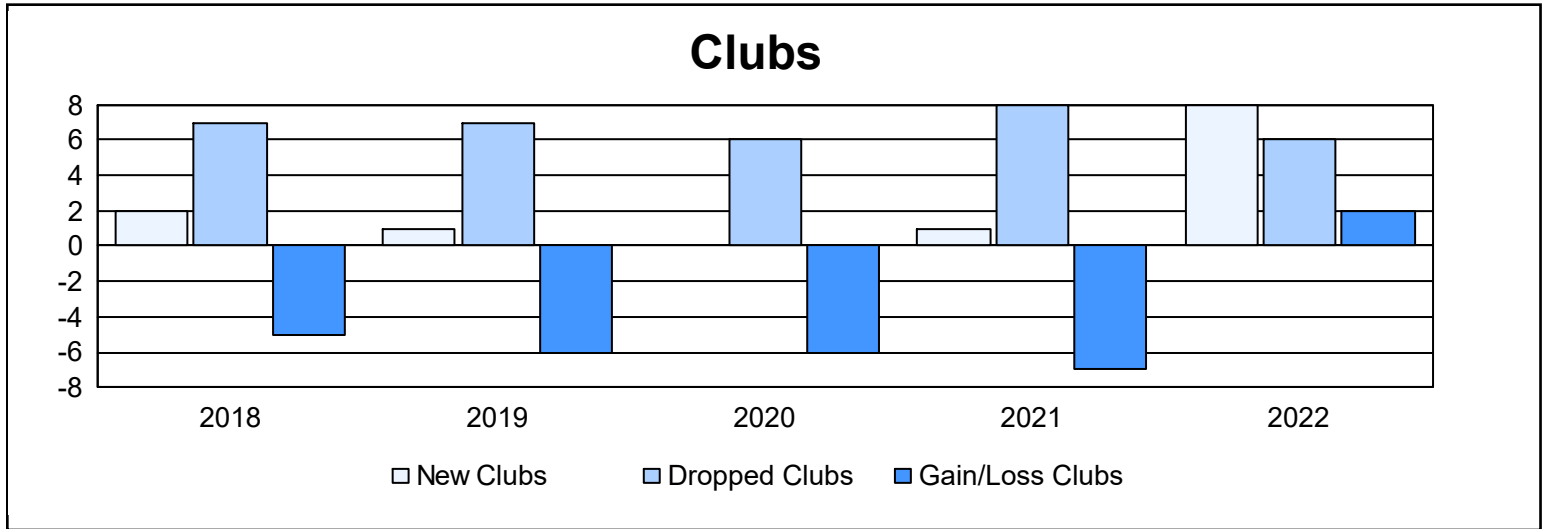
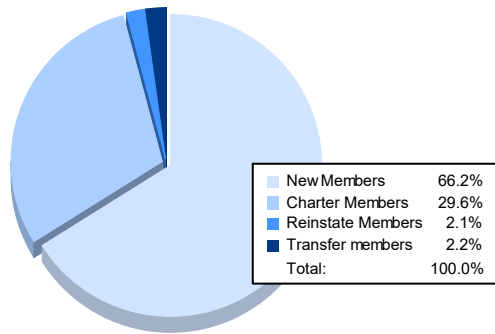


| Year           | New Clubs | Dropped Clubs | Gain/ Loss Clubs | New Members | Charter Members | Reinstate Members | Transfer Members | Total Member Added | Total Members Dropped | Gain/ Loss Members |
|----------------|-----------|---------------|------------------|-------------|-----------------|-------------------|------------------|--------------------|-----------------------|--------------------|
| 2017-2018      | 2         | 7             | -5               | 807         | 101             | 17                | 15               | 940                | 1,057                 | -117               |
| 2018-2019      | 1         | 7             | -6               | 643         | 21              | 13                | 32               | 709                | 1,178                 | -469               |
| 2019-2020      | 0         | 6             | -6               | 601         | 0               | 14                | 25               | 640                | 1,210                 | -570               |
| 2020-2021      | 1         | 8             | -7               | 453         | 54              | 17                | 14               | 538                | 990                   | -452               |
| 2021-2022      | 8         | 6             | 2                | 479         | 214             | 15                | 16               | 724                | 870                   | -146               |
| <b>Average</b> | <b>2</b>  | <b>7</b>      | <b>-4</b>        | <b>597</b>  | <b>78</b>       | <b>15</b>         | <b>20</b>        | <b>710</b>         | <b>1,061</b>          | <b>-351</b>        |



### Membership Composition June 2022 Cumulative



### Gender Composition June 2022 Cumulative

